




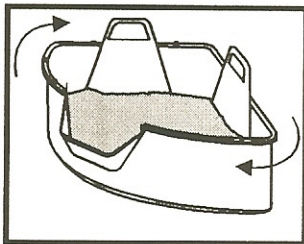


Helpful Hints

-  Slowly lift the screen when sifting, let the screen do all the work. Tap the handles on the side walls of the litter box to help all of the good litter funnel back into the box.
-  When the litter has been transferred, rotate the litter box left to right a couple of times to level the litter. (see drawing below)
-  **Catty Corner's** smooth interior surfaces provide easy clean up. If your pet is urinating in an unwanted area of the litter box, wash the target area. This will remove the scent and should break the habit.
-  Most Veterinarians recommend one litter box per cat. Due to **Catty Corners's** large size it can be used for two cats, but you will need to clean it twice as often if you use it for more than one cat.
-  For best results: Clean your litter box once a day and maintain a 3" litter level at all times. If sticking occurs, check your litter level - you may need to add more litter.



After litter is transferred into the litter box, rotate as shown to level the litter.



www.sageking.com

PO Box 126354

Harrisburg, PA 17112